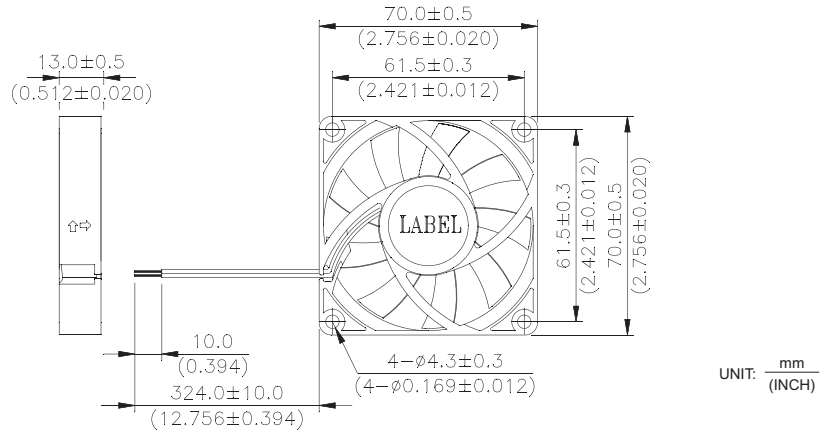


AFB 70 x 70 x 13 MM SERIES

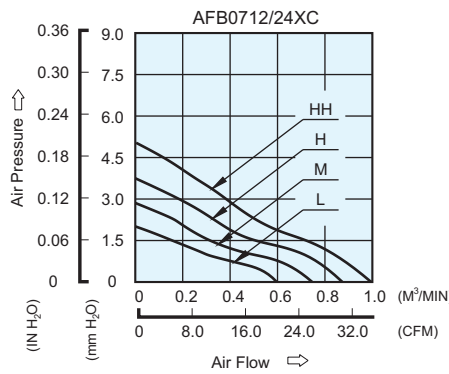
DIMENSIONS DRAWING



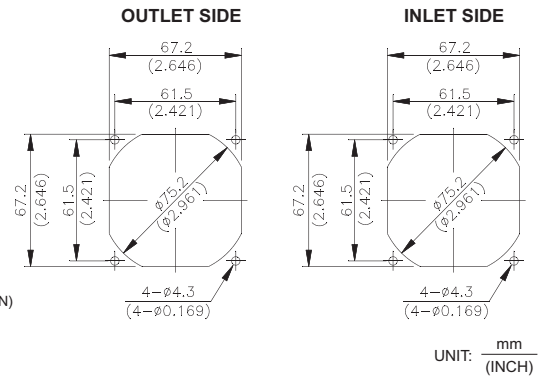
UNIT: mm (INCH)

- * Bearing Type: Ball Bearings
- * Material : Impeller & Frame : Plastic(UL 94V-0)
- * Lead Wires : UL 2468 AWG #28 OR Equivalent
Red Wire Positive(+)
Black Wire Negative(-)
- * Weight : 46g (1.62 OZ)
- * Rib Type Only

P & Q CURVE (AT RATED VOLTAGE)



MOUNTING PANEL CUTOUT



UNIT: mm (INCH)

MODEL		Rated Voltage	Operating Voltage Range	Input Current	Input Power	Speed	Maximum Air Flow		Maximum Air Pressure		Noise
PART NO.	FUNCTION	VDC	VDC	Amp	Watt	R.P.M.	m ³ /min	CFM	mmH ₂ O	IN H ₂ O	dB-A
AFB0712LC	-R00 / -F00	12	4.0 to 13.8	0.09	1.08	2800	0.600	21.19	2.01	0.079	27.0
AFB0724LC	-R00 / -F00	24	14.0 to 27.6	0.07	1.68						
AFB0712MC	-R00 / -F00	12	4.0 to 13.8	0.16	1.92	3300	0.750	26.49	2.89	0.113	31.5
AFB0724MC	-R00 / -F00	24	14.0 to 27.6	0.09	2.16						
AFB0712HC	-R00 / -F00	12	4.0 to 13.8	0.22	2.64	3800	0.878	31.01	3.75	0.148	35.0
AFB0724HC	-R00 / -F00	24	14.0 to 27.6	0.14	3.36						
AFB0712HHC	-R00 / -F00	12	4.0 to 13.8	0.28	3.36	4300	0.991	35.00	4.97	0.196	38.5
AFB0724HHC	-R00 / -F00	24	14.0 to 27.6	0.17	4.08						

* Function type is optional.
 * The max. air flow and the speed are measured in free air ; max. air pressure is measured at zero air flow.
 * Noise is measured in anechoic chamber in free air, one meter from intake side.
 * All readings are typical values at rated voltage.
 * Specifications are subject to change without notice.
 * Both of the ball bearing and the 1 ball + 1 Sleeve type are available.